

Additional information for the BERNINA Q 20 Table machine

KickStart via the foot control (Q 20 Table machine)

The KickStart function allows quilting in a continuous sewing mode without having to keep the foot control constantly pressed. The currently programmed function of the back kick (securing, needle up/down or presser foot up/down) as well as the front kick, are temporarily overwritten and will become active again as soon as the KickStart function has been deactivated.

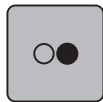
When touching the icon «KickStart», the usual sewing menu is replaced by the new KickStart display. The back kick of the foot control is temporarily programmed with alternating Start and Stop (standby). The selected sewing mode (BSR or manual) will be maintained and the presently active settings for SPI, idle speed respectively the speed in manual mode are applied.

Please note

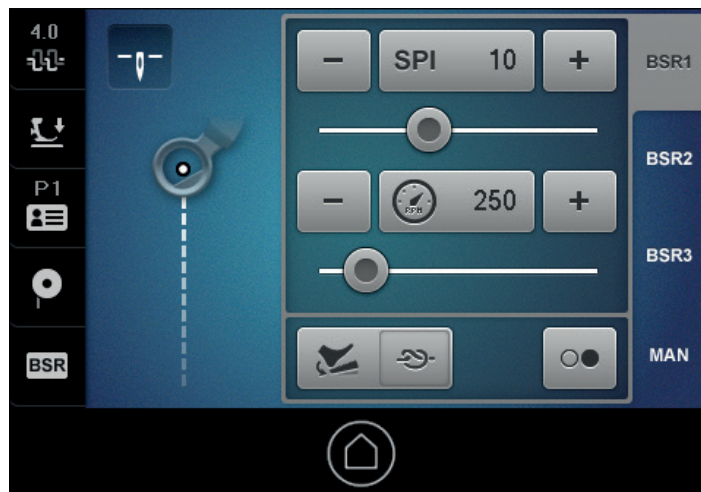
In case of an error (e.g. thread breakage or empty bobbin) the KickStart function will be deactivated immediately. On the display the sewing menu will appear again. It is important that thread indicators are activated.

If the machine remains in the KickStart standby mode without moving the fabric or actually sewing, the KickStart function will be deactivated after 60 seconds and the sewing menu appears on the display.

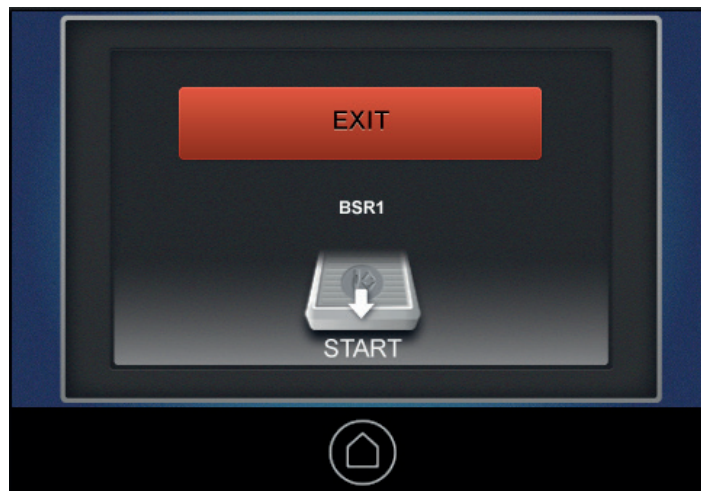
In case the cable of the foot pedal is unplugged, the sewing menu appears on the display automatically.



> Touch the icon «KickStart».



- The sewing menu will be replaced by the new KickStart display. The machine is in the KickStart standby mode.



- > Back kick on the foot pedal to start the machine.
 - In case the fabric is not moved, the BSR1, BSR2 and BSR3 mode is automatically deactivated after 9 seconds.
- > Back kick on the foot pedal to start the machine.
- > Start quilting.
- > Back kick on the foot pedal to pause quilting.
- > Back kick on the foot pedal to start the machine again.
- > Resume quilting.
- > The KickStart mode can be deactivated with a front kick or by touching the display (complete area is active). The sewing menu appears on the display.

